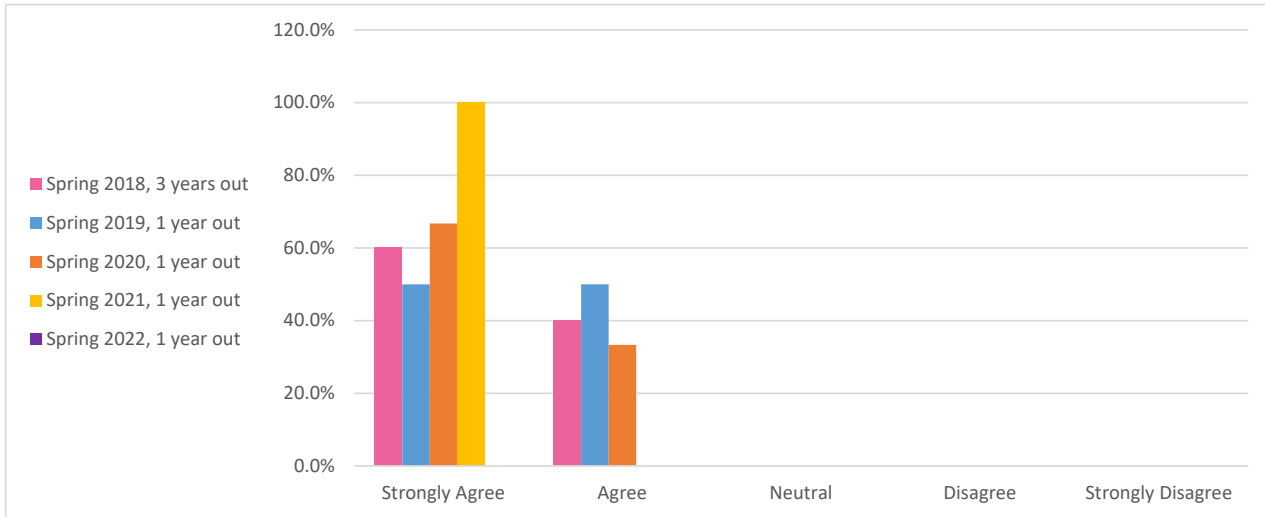


## CAL U Advanced Certification Programs - Employer Satisfaction

### Professional Knowledge

The CAL U graduates are effective in applying the professional knowledge of their discipline.

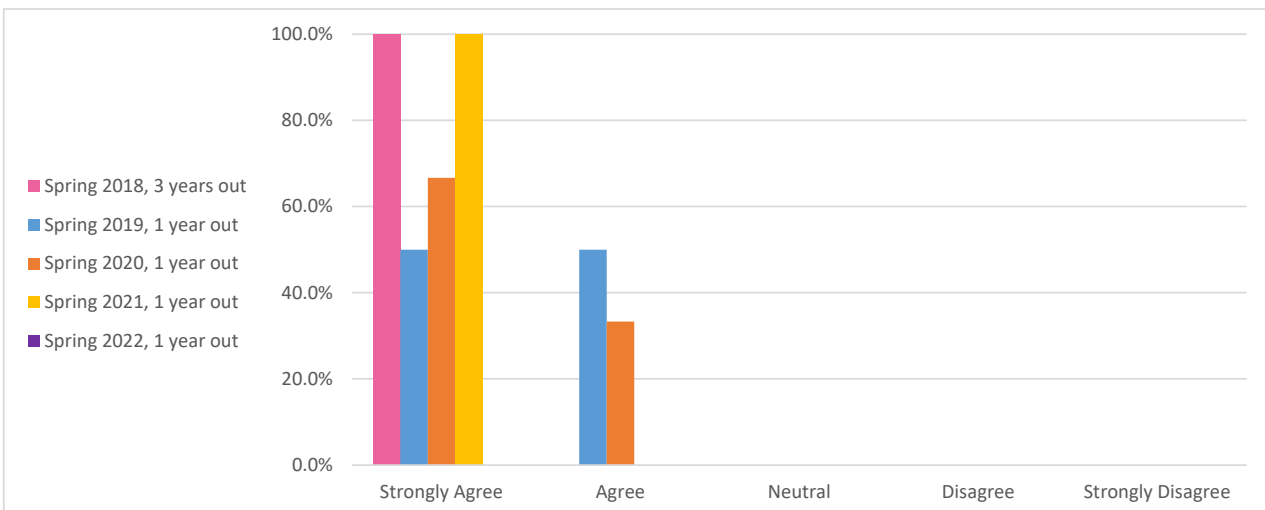
	Strongly Agree	Agree	Neutral	Disagree	Strongly Disagree	
Spring 2018, 3 years out	60.0%	40.0%	-	-	-	n=5
Spring 2019, 1 year out	50.0%	50.0%	-	-	-	n=6
Spring 2020, 1 year out	66.7%	33.3%	-	-	-	n=3
Spring 2021, 1 year out	100.0%	-	-	-	-	n=1
Spring 2022, 1 year out	No Data Collected Due to Integration of PennWest University					n=0



### Data-based Decision Making

The CAL U graduates are effective in data-based decision making.

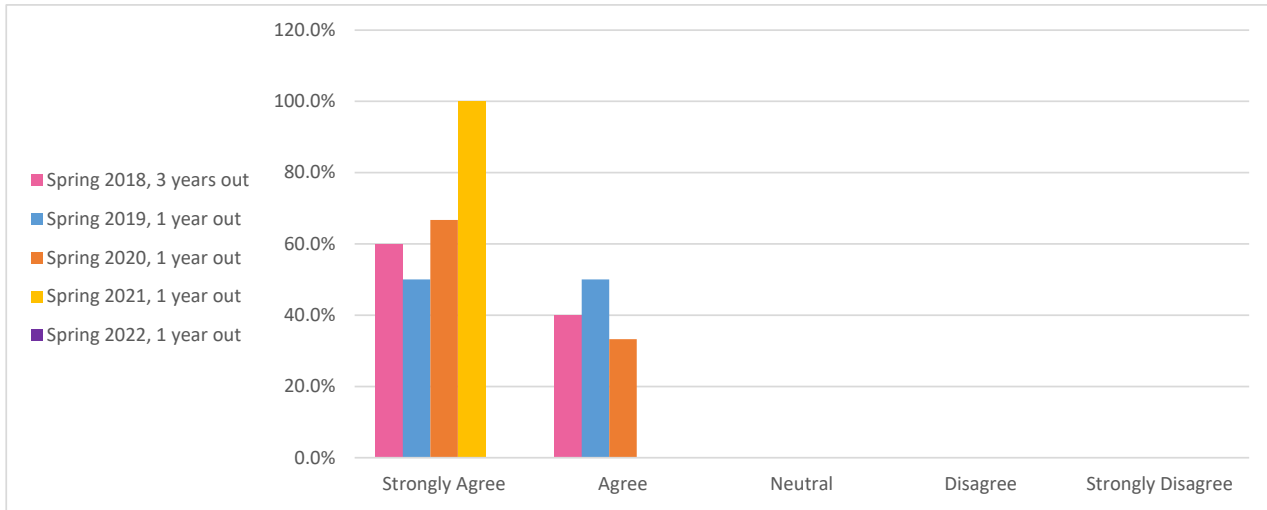
	Strongly Agree	Agree	Neutral	Disagree	Strongly Disagree	
Spring 2018, 3 years out	100.0%	-	-	-	-	n=5
Spring 2019, 1 year out	50.0%	50.0%	-	-	-	n=6
Spring 2020, 1 year out	66.7%	33.3%	-	-	-	n=3
Spring 2021, 1 year out	100.0%	-	-	-	-	n=1
Spring 2022, 1 year out	No Data Collected Due to Integration of PennWest University					n=0



## Consultation and Collaboration

The CAL U graduates are effective in consultation and collaboration.

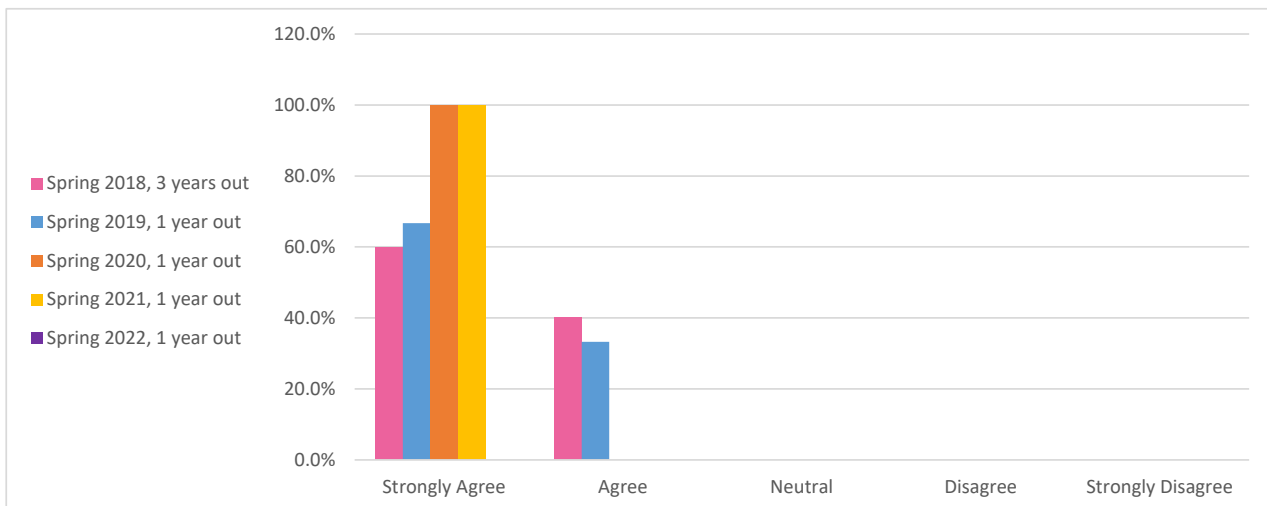
	Strongly Agree	Agree	Neutral	Disagree	Strongly Disagree	
Spring 2018, 3 years out	60.0%	40.0%	-	-	-	n=5
Spring 2019, 1 year out	50.0%	50.0%	-	-	-	n=6
Spring 2020, 1 year out	66.7%	33.3%	-	-	-	n=3
Spring 2021, 1 year out	100.0%	-	-	-	-	n=1
Spring 2022, 1 year out	No Data Collected Due to Integration of PennWest University					n=0



## Professionalism

The CAL U graduates are effective in the domain of professionalism.

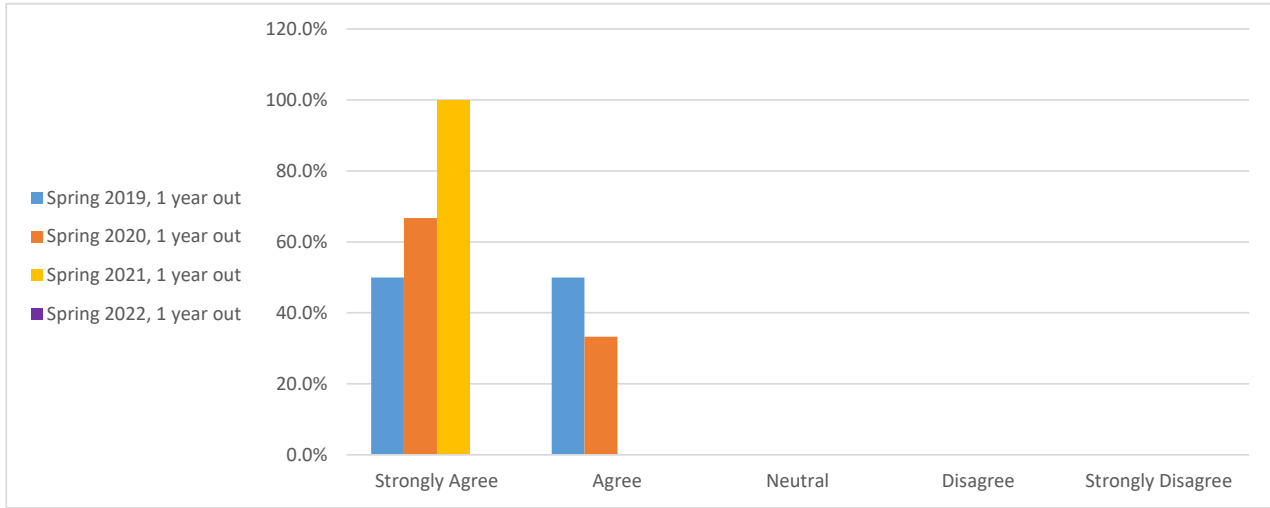
	Strongly Agree	Agree	Neutral	Disagree	Strongly Disagree	
Spring 2018, 3 years out	60.0%	40.0%	-	-	-	n=5
Spring 2019, 1 year out	66.7%	33.3%	-	-	-	n=6
Spring 2020, 1 year out	100.0%	-	-	-	-	n=3
Spring 2021, 1 year out	100.0%	-	-	-	-	n=1
Spring 2022, 1 year out	No Data Collected Due to Integration of PennWest University					n=0



## Dispositions

The CAL U graduates demonstrate dispositions that are appropriate to education professionals. Examples include professional maturity, communication, leadership, reflection, collaboration, etc.

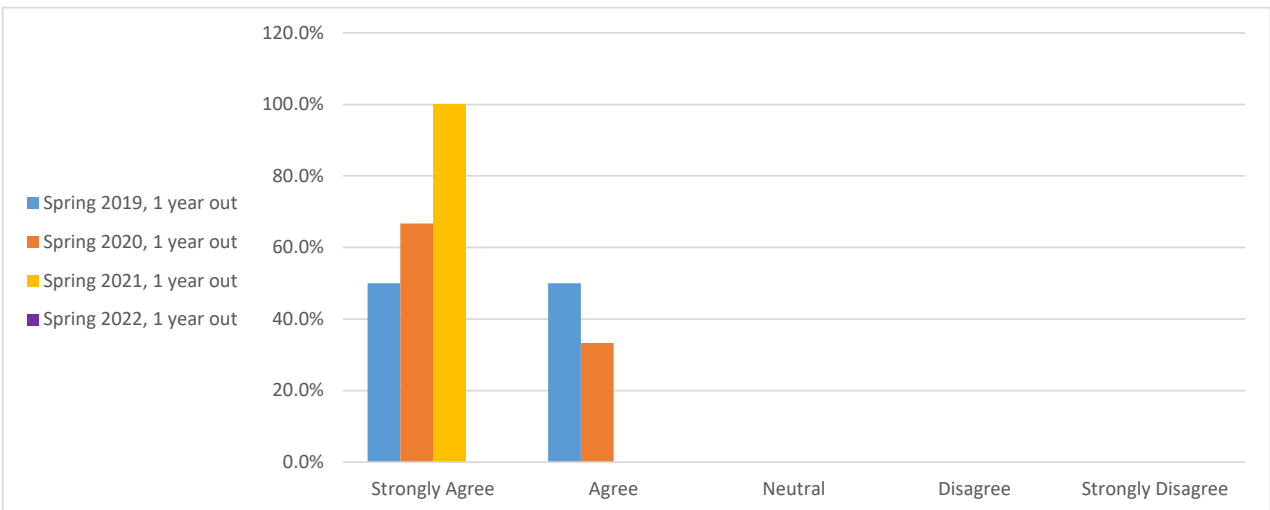
	Strongly Agree	Agree	Neutral	Disagree	Strongly Disagree	
Spring 2019, 1 year out	50.0%	50.0%	-	-	-	n=6
Spring 2020, 1 year out	66.7%	33.3%	-	-	-	n=3
Spring 2021, 1 year out	100.0%	-	-	-	-	n=1
Spring 2022, 1 year out	No Data Collected Due to Integration of PennWest University					n=0



## Diverse Learners and Populations

The CAL U graduates have the skills necessary to work with all diverse learners and populations.

	Strongly Agree	Agree	Neutral	Disagree	Strongly Disagree	
Spring 2019, 1 year out	50.0%	50.0%	-	-	-	n=6
Spring 2020, 1 year out	66.7%	33.3%	-	-	-	n=3
Spring 2021, 1 year out	100.0%	-	-	-	-	n=1
Spring 2022, 1 year out	No Data Collected Due to Integration of PennWest University					n=0



## Technology

The CAL U graduates use technology to design, implement, and assess learning experiences for students.

	Strongly Agree	Agree	Neutral	Disagree	Strongly Disagree	
Spring 2019, 1 year out	16.7%	83.3%	-	-	-	n=6
Spring 2020, 1 year out	66.7%	33.3%	-	-	-	n=3
Spring 2021, 1 year out	100.0%	-	-	-	-	n=1
Spring 2022, 1 year out	No Data Collected Due to Integration of PennWest University					n=0

