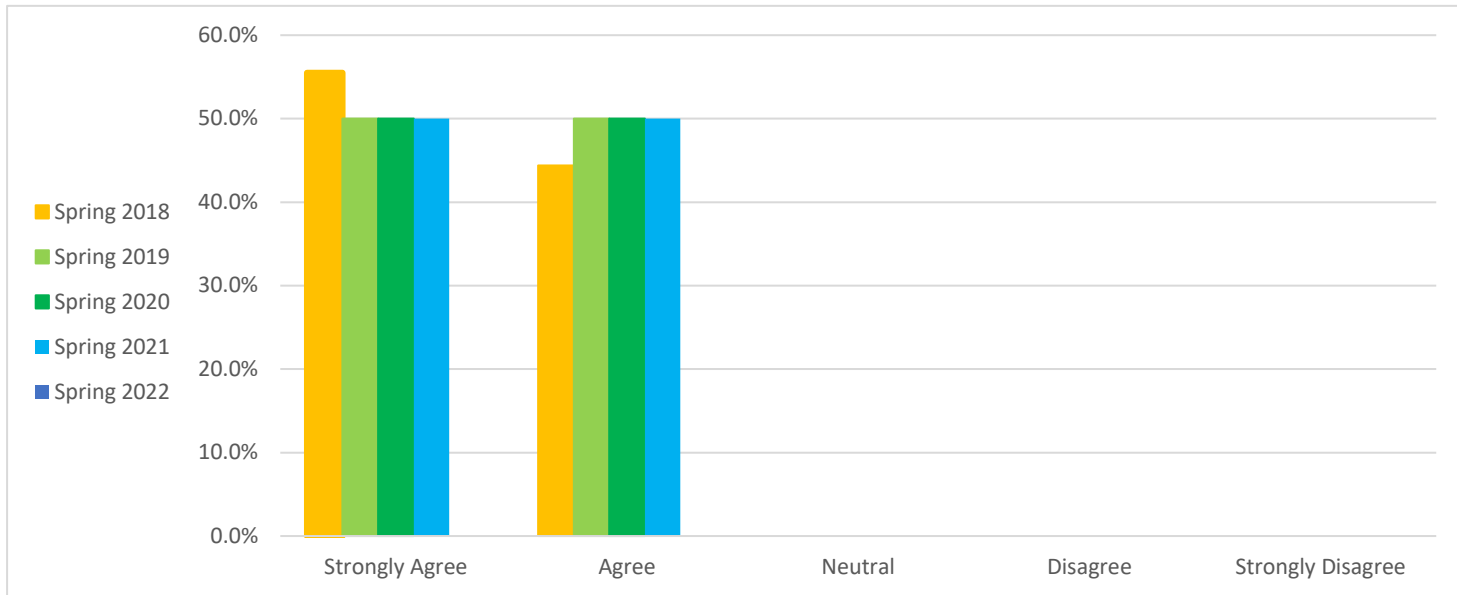


CAL U Teacher Education - Employer Satisfaction

Planning and Preparation

The CALU graduates are effective in the domain of planning and preparation.

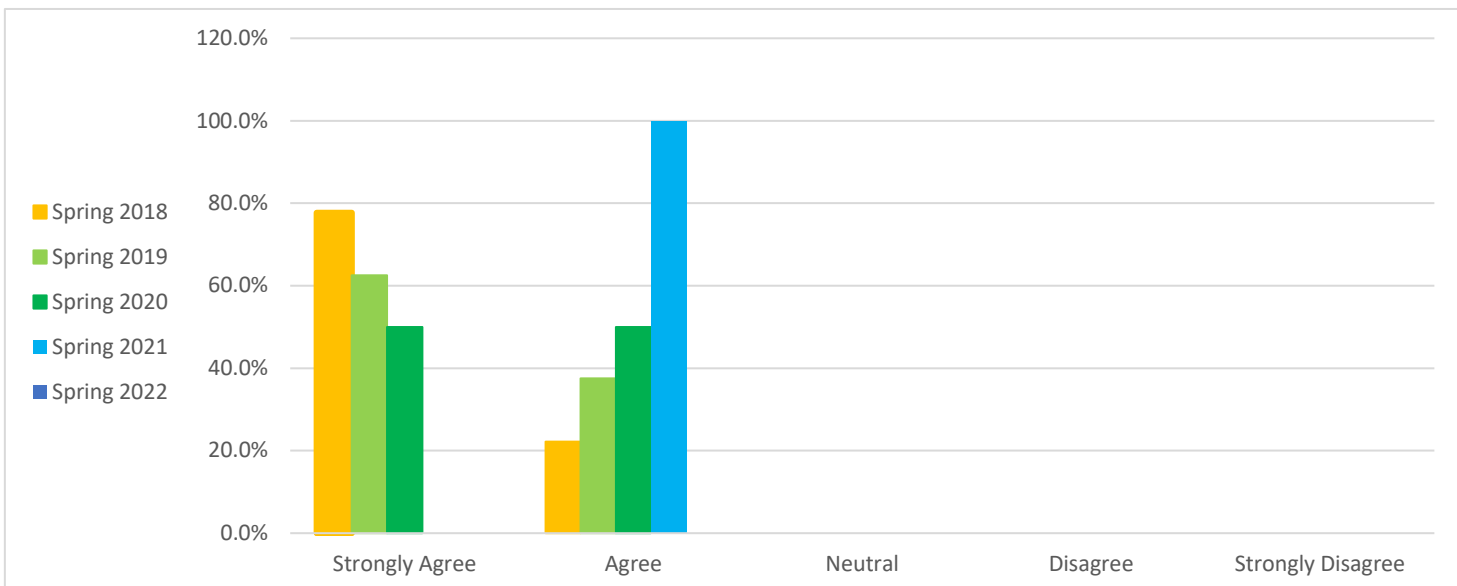
	Strongly Agree	Agree	Neutral	Disagree	Strongly Disagree	
Spring 2018	55.5%	44.4%	-	-	-	n=9
Spring 2019	50.0%	50.0%	-	-	-	n=8
Spring 2020	50.0%	50.0%	-	-	-	n=2
Spring 2021	50.0%	50.0%	-	-	-	n=2
Spring 2022	No Data Collected Due to Integration of PennWest University					n=0



Environment

The CALU graduates are effective in the domain of classroom environment.

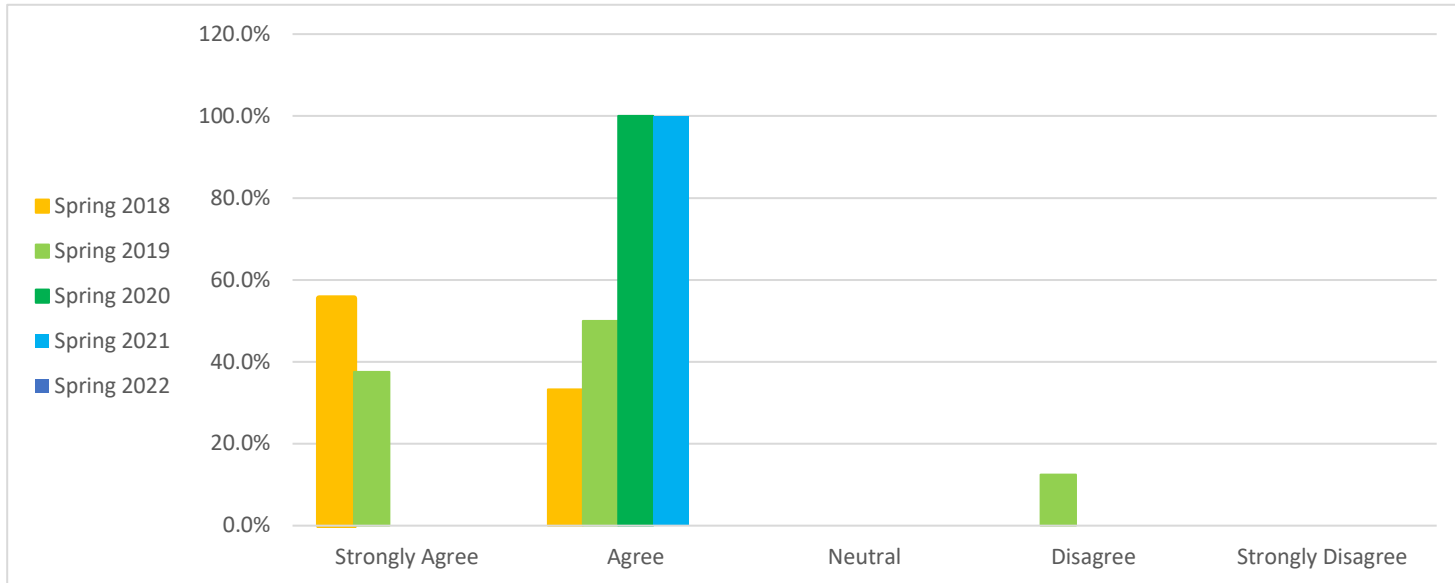
	Strongly Agree	Agree	Neutral	Disagree	Strongly Disagree	
Spring 2018	77.7%	22.2%	-	-	-	n=9
Spring 2019	62.5%	37.5%	-	-	-	n=8
Spring 2020	50.0%	50.0%	-	-	-	n=2
Spring 2021	-	100.0%	-	-	-	n=2
Spring 2022	No Data Collected Due to Integration of PennWest University					n=0



Instructional Delivery

The CALU graduates are effective in the domain of instructional delivery.

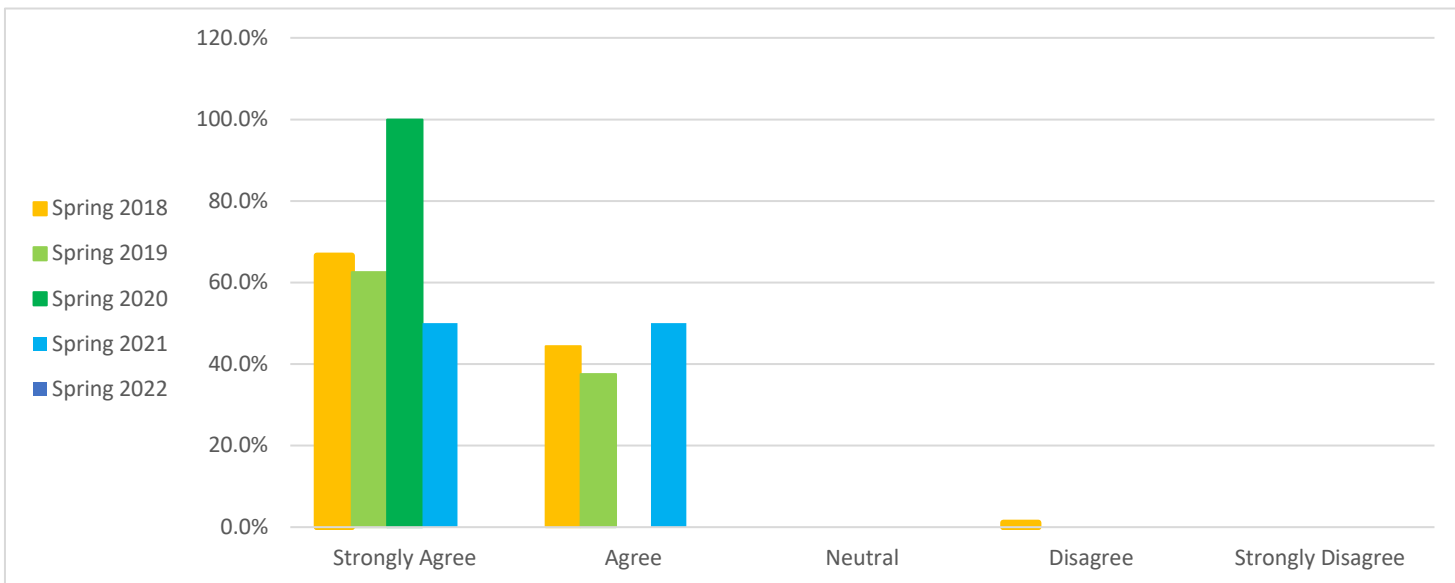
	Strongly Agree	Agree	Neutral	Disagree	Strongly Disagree	
Spring 2018	55.5%	33.3%	-	-	-	n=9
Spring 2019	37.5%	50.0%	-	12.5%	-	n=8
Spring 2020	-	100.0%	-	-	-	n=2
Spring 2021	-	100.0%	-	-	-	n=2
Spring 2022	No Data Collected Due to Integration of PennWest University					n=0



Professionalism

The CALU graduates are effective in the domain of professionalism.

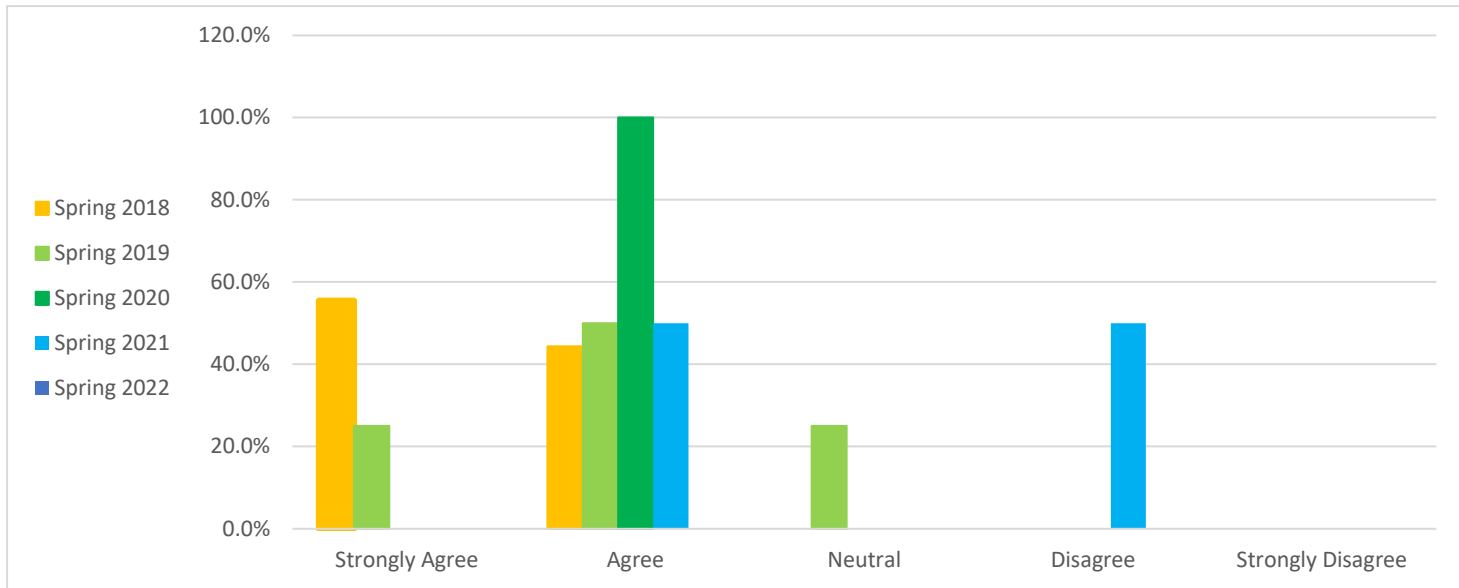
	Strongly Agree	Agree	Neutral	Disagree	Strongly Disagree	
Spring 2018	66.6%	44.4%	-	1.1%	-	n=9
Spring 2019	62.5%	37.5%	-	-	-	n=8
Spring 2020	100.0%	-	-	-	-	n=2
Spring 2021	50.0%	50.0%	-	-	-	n=2
Spring 2022	No Data Collected Due to Integration of PennWest University					n=0



Diverse Learners and Populations

The CALU graduates have the skills necessary to teach all diverse learners and populations.

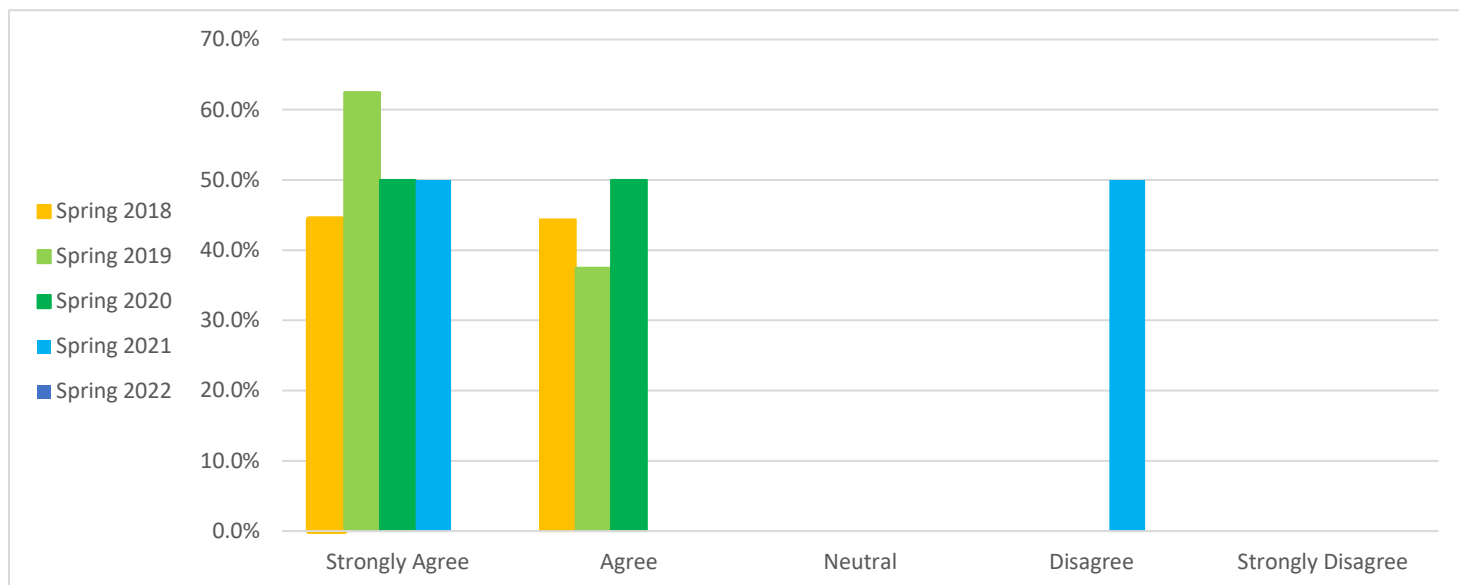
	Strongly Agree	Agree	Neutral	Disagree	Strongly Disagree	
Spring 2018	55.5%	44.4%	-	-	-	n=9
Spring 2019	25.0%	50.0%	25.0%	-	-	n=8
Spring 2020	-	100.0%	-	-	-	n=2
Spring 2021	-	50.0%	-	50.0%	-	n=2
Spring 2022	No Data Collected Due to Integration of PennWest University					n=0



Dispositions

The CALU graduates demonstrate dispositions that are appropriate to education professionals.

	Strongly Agree	Agree	Neutral	Disagree	Strongly Disagree	
Spring 2018	44.4%	44.4%	-	-	-	n=9
Spring 2019	62.5%	37.5%	-	-	-	n=8
Spring 2020	50.0%	50.0%	-	-	-	n=2
Spring 2021	50.0%	-	-	50.0%	-	n=2
Spring 2022	No Data Collected Due to Integration of PennWest University					n=0



Technology

The CALU graduates use technology to design, implement, and assess learning experiences for students.

	Strongly Agree	Agree	Neutral	Disagree	Strongly Disagree	
Spring 2018	55.5%	33.3%	-	1.1%	-	n=9
Spring 2019	62.5%	37.5%	-	-	-	n=8
Spring 2020	-	100.0%	-	-	-	n=2
Spring 2021	50.0%	50.0%	-	-	-	n=2
Spring 2022	No Data Collected Due to Integration of PennWest University					n=0

